



# Windows & doors

Combining outstanding value and quality, with class-leading performance and security, the new Alitherm 400 system provides a range of stylish casement windows, single and double doors, with security assurance provided by PAS 24:2016 accreditation

Windows are available with a flush or storm profile, with slim lines providing excellent weather and thermal performance.

Doors are available as open-in or open-out, single or double doors, the system provides excellent weather and thermal performance, with security options including a choice of key wind, lift lever or slam lock multipoint locks.

## Features

**U Value**  
1.4 W/m<sup>2</sup>K (when using glass with a value of 1.0)

**Security tested**  
PAS24

**BFRC Rating**  
A+

## Spec


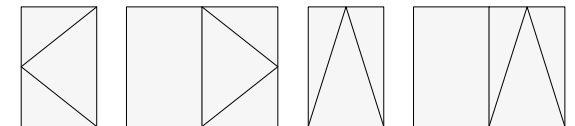
**Sightlines**  
70mm

**Glazing**  
24, 28, 32, 36, 40 & 45mm

**Maximum Sash Dimensions**  
Side hung: 864mm (W); 1,400mm (H)  
Top hung: 1,400mm (W); 1,500mm (H)  
Fixed: 2,100mm (W); 2,100mm (H)  
Single door: 1,100mm (W); 2,400mm (H)  
Double door: 2,200mm (W); 2,400mm (H)

## Options

- Security Hardware
  - Concealed Hinges
  - Dual colour
  - Quick glaze knock in bead
- Outward Opening  
Side hung  
Top hung



Stock colours include Gloss White and Textured Anthracite. All other RAL colours are available.

## Quick Glaze Bead

For installers, Alitherm 400's new, Quick-Glaze Bead is simply tapped in on site with the gasket already in place (rather than beading followed by inserting wedge gaskets), making the installation and glazing process faster, more straightforward and more cost effective.



# Heritage

We designed and developed the Alitherm Heritage ranges specifically to meet the requirements of refurbishment and renewal projects, particularly in sensitive planning areas. Ideal for Victorian and Art Deco projects, the range of commercial and residential windows and balcony doors are already proven in a wide range of renovation, refurbishment and heritage projects across the UK.

**Features**

**U Value**  
1.5 W/m<sup>2</sup>K (when using glass with a value of 1.0)

**Security tested**  
PAS24

**BFRC Rating**  
B

**Spec**

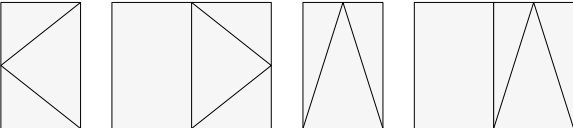
**Sightlines**  
59mm

**Glazing**  
24, 28, 32 & 36mm

**Maximum Sash Dimensions**  
Side hung: 600mm (W); 1,400mm (H)  
Top hung: 1,400mm (W); 1400mm (H)  
Fixed: 2,100mm (W); 2,100mm (H)  
Single door: 900mm (W); 2,100mm (H)

**Options**

- Security Hardware
- Concealed Hinges
- Dual colour
- Outward Opening
- Side hung
- Top hung



# Bi-fold

The new Visofold 1000 Slim builds on all the qualities that has made this the UK's most popular aluminium slide-fold door range. With sightlines reduced to just 122mm, making the glazed area even larger. Approved to the PAS24 security standard, this versatile, easy-to-operate system is the perfect option for even the largest project, capable of opening up an entire wall, yet presenting a contemporary, elegant, glazed façade when closed.

## Features

### U Value

1.5 W/m<sup>2</sup>K (when using glass with a value of 1.0)

### Security tested

PAS24

### BFRC Rating

B

## Spec

### Sightlines

132mm

### Glazing

24, 28, 32, 34 & 36mm

### Maximum Sash Dimensions (per sash)

Fixed: 1,200mm (W); 2,500mm (H)

Slide folding door: 1,200mm (W); 2,500mm (H)

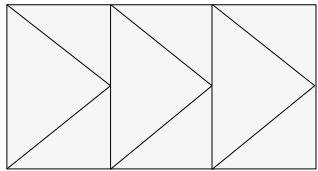
### Maximum Weight (per sash)

Fixed: 100kg

Slide folding door: 100kg

## Options

- Security Hardware                      Inward
- Accessibility                              From 1 to 14 sashes
- Dual colour                                Outward
- Quick glaze knock in bead            From 1 to 14 sashes




Gloss white




Textured Anthracite

Stock colours include Gloss White and Textured Anthracite. All other RAL colours are available.



## Quick Glaze Bead

For installers, Alitherm 400's new, Quick-Glaze Bead is simply tapped in on site with the gasket already in place (rather than beading followed by inserting wedge gaskets), making the installation and glazing process faster, more straightforward and more cost effective.





# Sliding

Visoglide Plus offers contemporary styling and robust performance, delivering superior thermal performance. Suitable for use as either sliding commercial entrances, or as dynamic residential sliding doors that maximise light and give unimpeded views. All main sections feature an extended polyamide thermal break that allows this system to achieve a U Value of 1.6 W/m<sup>2</sup>K.

## Features

### U Value

1.6 W/m<sup>2</sup>K (when using glass with a value of 1.0)

**Security tested**  
PAS24

**BFRC Rating**  
B

## Spec

### Sightlines

117mm (OF) 83mm (Interlock)

### Glazing

38mm

### Sliding Door Maximum (per sash)

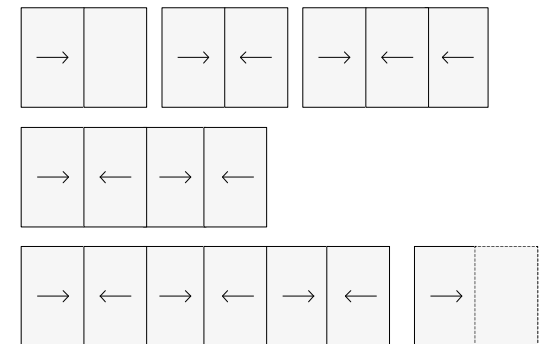
Within height and weight limitations (W); 2,500mm (H)

### Sliding Door Maximum Weight (per sash)

250kg

## Options

- Accessibility Sliding
- Dual colour 1 rail (sash + fixed light)
- 2 and 3 rails
- Pocket possibility



Stock colours include Gloss White and Textured Anthracite. All other RAL colours are available.

